


How to upload work on Moodle/ Turnitin

STEP 1

Students can upload their work through moodle in their respective courses and see the rate of plagiarism through this action. The teachers in each course upload a link where students by clicking on, are able to submit the papers or diplomas. After students selecting the respective stud link, the following image is displayed, where they can click on "add submission" as shown below by the red arrow.

Εργασίες

Μέχρι 4000 λέξεις (10% +/-)


 Assignments.pdf 26 February 2020, 5:19 AM

Submission status

Submission status	No attempt
Grading status	Not graded
Due date	Monday, 4 May 2020, 12:00 AM
Time remaining	20 days 22 hours
Last modified	-
Submission comments	► Comments (0)

Add submission

You have not made a submission yet.



STEP 2

Students are provided the ability to upload their work in 2 ways:

Firstly you may upload your work from your desktop drag and drop it in the surface that looks marked with the red box.

Then select "**save changes**" as shown in the image below.

Εργασίες

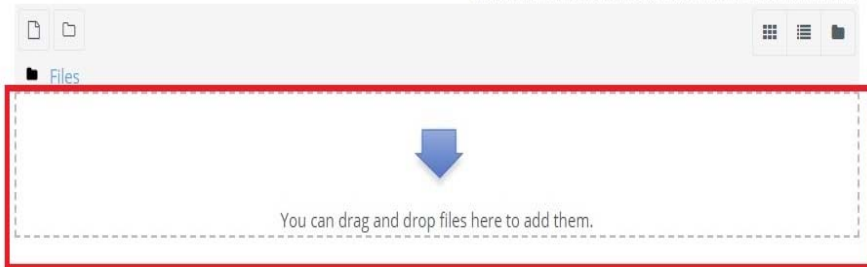
Μέχρι 4000 λέξεις (10% +,-)

Assignments.pdf

File submissions

26 February 2020, 5:19 AM

Maximum file size: 256MB, maximum number of files: 10



2nd way: you may upload your attached work either from your computer files or from a USB Stick respectively by selecting **click first on the icon** indicated by the red arrow in the first image.

Εργασίες

Μέχρι 4000 λέξεις (10% +,-)

Assignments.pdf

File submissions

26 February 2020, 5:19 AM

Maximum file size: 256MB, maximum number of files: 10



Files

You can drag and drop files here to add them.

Save changes Cancel

Then the next page will be displayed, where you first select "choose file" and then "upload this file" as shown in the image.

File picker

Recent files

Upload a file

Private files

Wikimedia

Attachment

Choose File No file chosen

Save as

Author

Choose license

All rights reserved

Upload this file

STEP 3

On this page you will find the file of your work **in the context** of the turnitin platform, its icon and its title, whether you have attached it or dragged it from computer files or from the desktop and select **"save changes"**.

Εργασίες

Παρακαλώ όπως διαλέξει ο καθένας από ένα θέμα και να μου το δηλώσει ως την ημέρα της διάλεξης μας 3/3/2020.


Μέχρι 4000 λέξεις (10% +,-)

 Assignments.pdf

26 February 2020, 5:19 AM

Maximum file size: 256MB, maximum number of files: 10

File submissions



STEP 4



On this icon right below you can see the successful submission {submitted for grading} of your assignment/thesis and **in editing status the turnitin "Queued"** which will change right after the due date. It can also be view to the turnitin icon the unique ID number that our submission has received

The acceptable rate of plagiarism is up to 15%

Μέχρι 4000 λέξεις (10% +/-)

Assignments.pdf 26 February 2020, 5:19 AM

Submission status

Submission status	Submitted for grading	
Grading status	Not graded	
Due date	Monday, 4 May 2020, 12:00 AM	
Time remaining	20 days 21 hours	
Last modified	Monday, 13 April 2020, 2:28 AM	
File submissions	<div><div> .docx</div><div> Turnitin status: Queued</div></div>	13 April 2020, 2:28 AM
Submission comments	<div>Comments (0)</div> <div><div>Edit submission</div><div>Remove submission</div></div> <div>You can still make changes to your submission.</div>	

STEP 5

This is the final page where we see the results of the procedure with the percentage of plagiarism being visible right after the due date of your assignment/ thesis.



The acceptable rate of plagiarism is up to 15%.

Μέχρι 4000 λέξεις (10% +,-)

Assignments.pdf

26 February 2020, 5:19 AM

Submission status

Submission status	Submitted for grading	
Grading status	Not graded	
Due date	Monday, 4 May 2020, 12:00 AM	
Time remaining	20 days 21 hours	
Last modified	Monday, 13 April 2020, 2:28 AM	
File submissions	<div><div> docx</div><div> Turnitin ID: 1295919562</div><div>3%</div></div>	13 April 2020, 2:28 AM
Submission comments	<div>Comments (0)</div> <div><div>Edit submission</div><div>Remove submission</div><div>You can still make changes to your submission.</div></div>	

Important NOTE: if after 20-30 minutes of your initial submission you do not have an indication as “submitted for grading” and also a turnitin ID number, you choose to Refresh, or click F5. If you still do not have any results, please contact the Library to arrange it.