

2023Q2

# NEAPOLIS PROPERTY PRICE INDEX



Real Estate Dept





We are delighted to introduce the **Neapolis Property Price Index (NPPI)**, a groundbreaking initiative by the Department of Real Estate at Neapolis University Pafos. This index is designed to serve a diverse set of needs, benefiting not just our academic community but also real estate professionals, investors, and policymakers.

Our index aims to be an impartial, credible, and up-to-date source of information that enhances market transparency and facilitates informed decision-making for both consumers and professionals. The department has chosen to base this index on actual property transaction data for its inaugural release. We believe that actual transaction data, as opposed to notional or appraisal-based indices, provide a more accurate and unbiased reflection of market realities. Actual transactions capture what buyers are willing to pay, and sellers are willing to accept, thus giving us a true snapshot of the market at any given moment. This is crucial for reducing biases, enhancing investor confidence, and aiding in more precise analytical and policy-related work.

Academically, the NPPI aims to provide a rich dataset for scholarly research in areas like property valuation methodologies, market trends, and housing policies. It offers an exceptional learning environment for our students, allowing them to gain hands-on experience in data analytics, market research, and property valuation. Industry collaboration is another key objective. We encourage and invite partnerships with real estate agencies, property valuers, and governmental organizations. We invite you to engage with this seminal project. Your feedback and collaboration are invaluable for its continuous improvement and success.

Finally, I would like to extend a warm welcome and heartfelt thanks to Stelios Apostolidis, the newest member of our department. His expertise and dedication are invaluable additions that promise to enrich our academic and research endeavors.

Best regards and enjoy the index!

On behalf of the Department of Real Estate, Neapolis University Pafos,



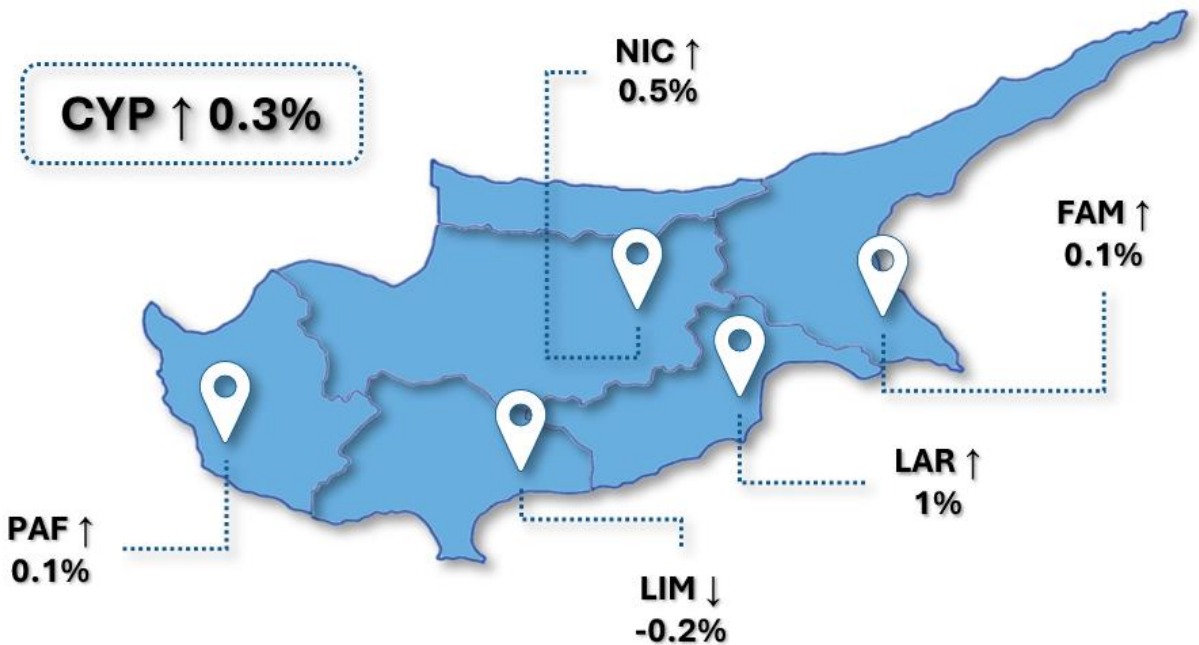
Dr. Thomas Dimopoulos  
Assistant Professor, Head of RE Dept  
Neapolis University Pafos





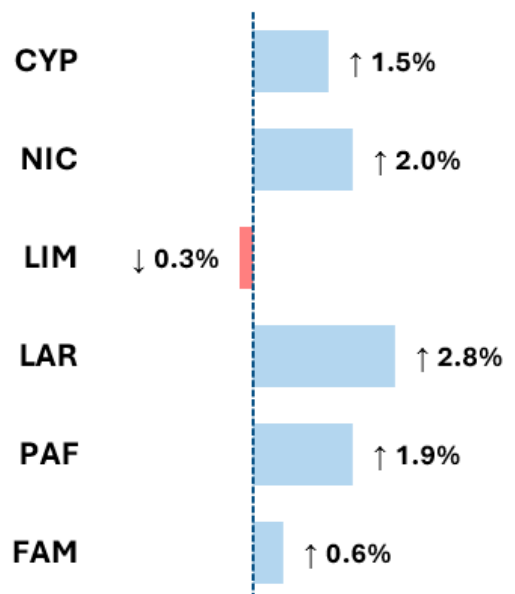
## Dwelling Prices QoQ

The quarterly changes in prices between 2023Q2 to 2023Q1, considering the overall residential market (houses and apartments) are showing a minor increase of +0.3%, suggesting a rather stabilization trend across Cyprus. Slow growth was noted in Larnaca and Nicosia, registering +1% and +0.5% respectively. Pafos and Famagusta also experienced insignificant increases both at +0.1%, with a slight decline in Limassol of -0.2%.



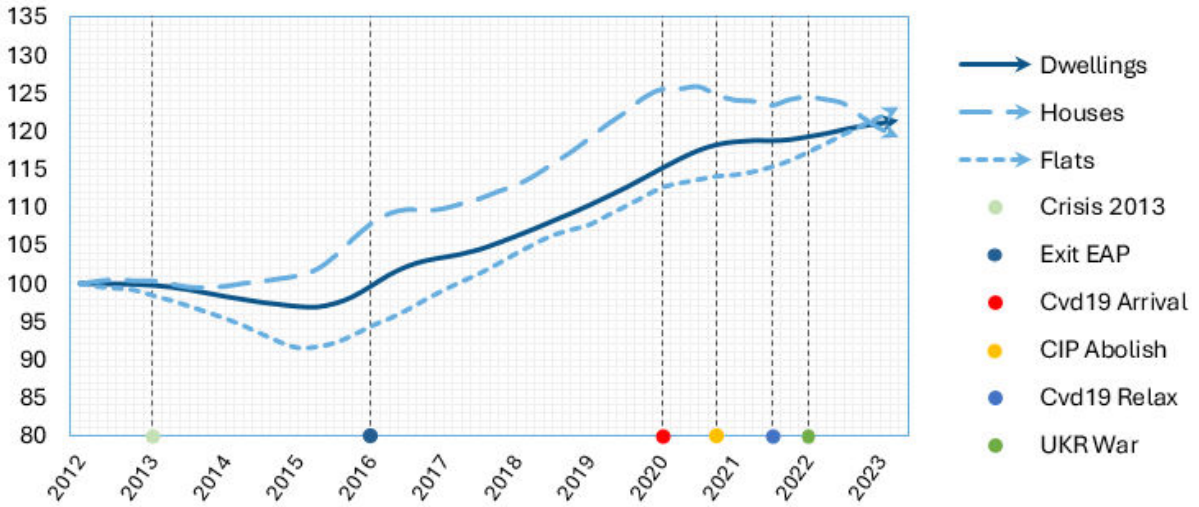
## Dwelling Prices YoY

Year-over-year (2023Q2–2022Q2), the residential property market in Cyprus experienced a moderate yet positive upswing, recording an overall increase of +1.5%. All districts, except for Limassol, saw an upward trend, with the highest YoY percentage change recorded in Larnaca at a +2.8%. Following by Nicosia and Pafos, exhibiting a +2% and +1.9% increase, respectively. Famagusta at +0.6% and Limassol with a negligible -0.3% fall.





CYPRUS DWELLINGS PRICE INDEX (DPI)



## House Prices

The market for houses shows signs of price stabilization. The recent events with rising inflation, surging in lending interest rates, significant increases in construction cost, the Covid-19 pandemic and the abolishment of the Cyprus Investment Program, seems that affected negatively the demand for houses. Assuming houses require a considerable acquisition amount, a portion of demand might have shifted to the more “affordable” apartment option. The greater fall appears in Limassol at -5.5% YoY.

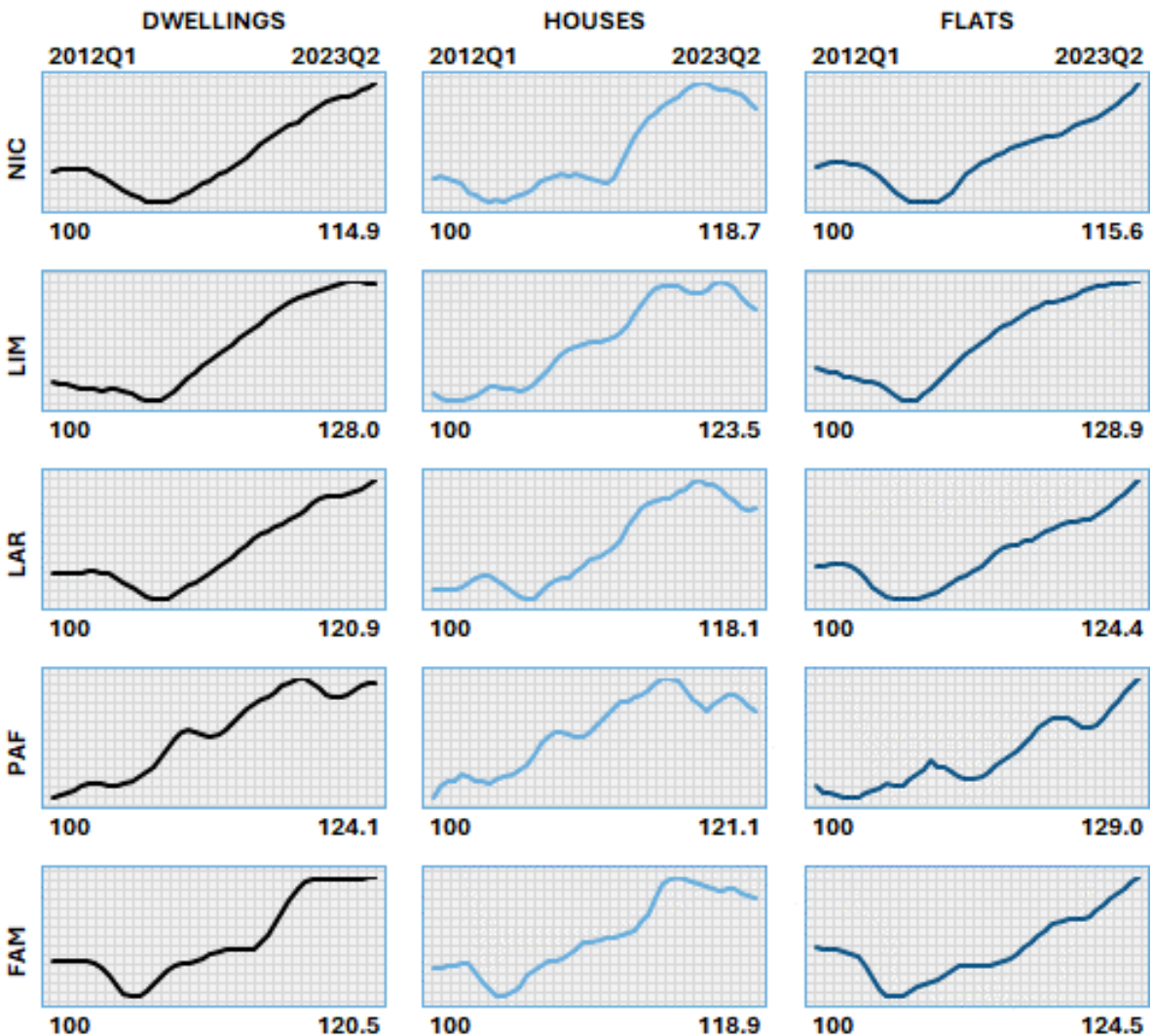
## Apartment Prices

Unlike houses, apartment prices in Cyprus display moderate growths from previous quarter at around 1.4% to 1.6%, except in Limassol at a positive low of 0.3%. On YoY basis, prices exhibit robust increases in Pafos (7%), Famagusta (6.5%) and Larnaca (6%), followed at a lower rate by Nicosia (4.5%). Nevertheless, the minor annual growth in Limassol of 0.7% impacts the overall apartment index, restraining it from a higher YoY increase, with Cyprus as a whole recording a yearly growth of 4.1%.

		QoQ	YoY			
<b>HOUSES</b>		↓ -0.9%	↓ -3.9%	<b>CYP</b>	↑ 1.1%	
		↓ -1.2%	↓ -3.7%		<b>NIC</b>	↑ 1.4%
		↓ -1.1%	↓ -5.5%		<b>LIM</b>	↑ 0.3%
		↑ 0.4%	↓ -2.2%		<b>LAR</b>	↑ 1.6%
		↓ -1.0%	↓ -3.0%		<b>PAF</b>	↑ 1.6%
		↓ -0.5%	↓ -1.7%		<b>FAM</b>	↑ 1.5%
		QoQ	YoY			
		↑ 1.1%	↑ 4.1%	<b>CYP</b>	<b>FLATS</b>	
		↑ 1.4%	↑ 4.5%	<b>NIC</b>		
		↑ 0.3%	↑ 0.7%	<b>LIM</b>		
		↑ 1.6%	↑ 6.0%	<b>LAR</b>		
		↑ 1.6%	↑ 7.0%	<b>PAF</b>		
		↑ 1.5%	↑ 6.5%	<b>FAM</b>		



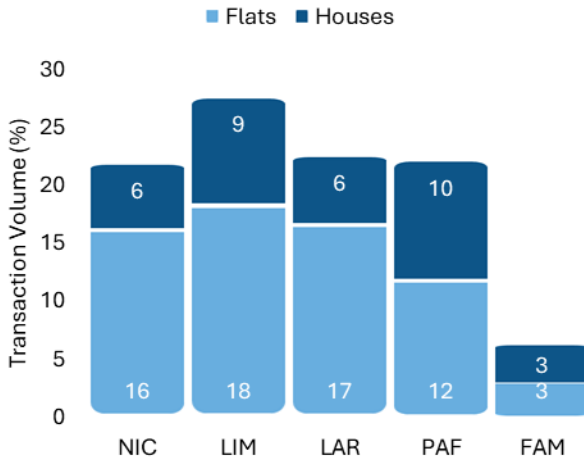
Apartment prices have exhibited a consistent upward trajectory across all districts, with positive trends persisting for successive periods. Specifically, apartment prices have experienced continuous growth for 32 uninterrupted quarters in Limassol and Larnaca, 29 quarters in Nicosia, 23 quarters in Famagusta, and 7 quarters in Pafos. In contrast, prices of houses have been steadily declining, with negative trends observed in almost all districts. House prices have been falling for 8 consecutive quarters in Nicosia, 5 quarters in Limassol, 4 quarters in Famagusta and 3 quarters in Paphos, except for Larnaca a positive sign was observed. Indices point to increased demand for apartments, while the persistent fall in house prices may indicate reduced purchasing power for larger dwellings among local buyers and despite increased foreign interest, as suggested by DLS statistics.







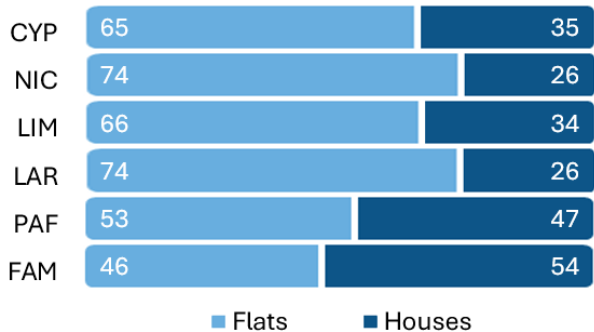
**TRANSACTION VOLUME (% OF CYPRUS TOTAL) BY DISTRICT/PROPERTY TYPE 2023Q2**



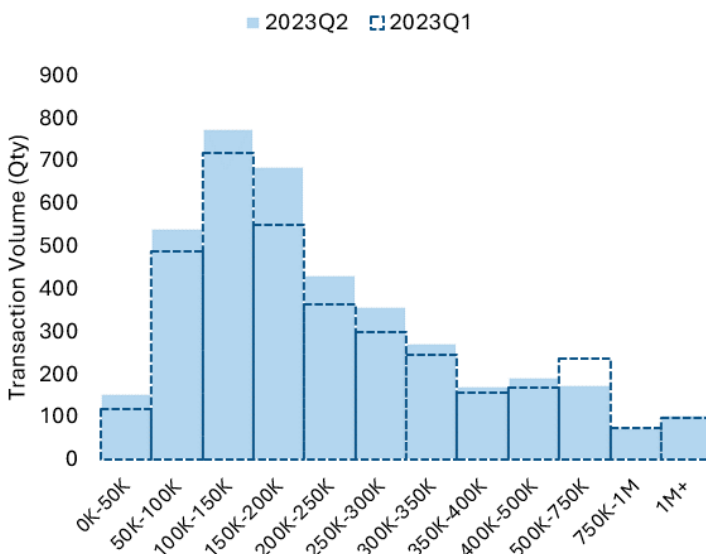
In 2023Q2, Limassol led with 28% of total transactions, favoring flats (18%) over houses (9%). Nicosia and Larnaca each contributed 22% in total, with both districts favoring flats. Paphos, also at 22%, stood out for the highest percentage of house transactions (10%). Famagusta had the lowest activity, comprising only 6% of transactions, evenly split between flats and houses.

Apartment sales dominated in all districts, with Nicosia having the highest apartment transaction percentage at 74% and Pafos having the highest percentage in houses at 47%. Nationally, 65% of transactions were flats, and 35% were houses.

**TRANSACTION VOLUME (% OF DISTRICT TOTAL) BY DISTRICT/PROPERTY TYPE 2023Q2**



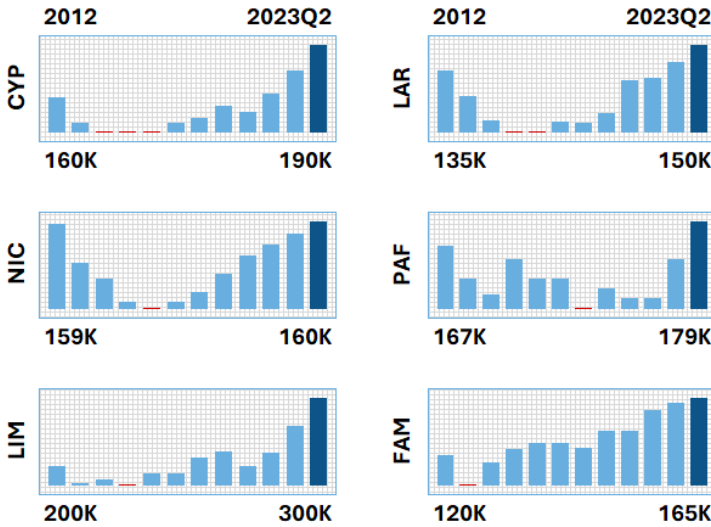
**CYPRUS DWELLINGS PRICE DISTRIBUTION 2023Q1/2023Q2**



Transaction volumes of 2023Q2 experienced an uptick from the previous quarter (2023Q1), impacting almost all price clusters. Nationally, approximately 70% of the transactions during this period fell within the €100K to €400K price range, encompassing both houses and apartments.



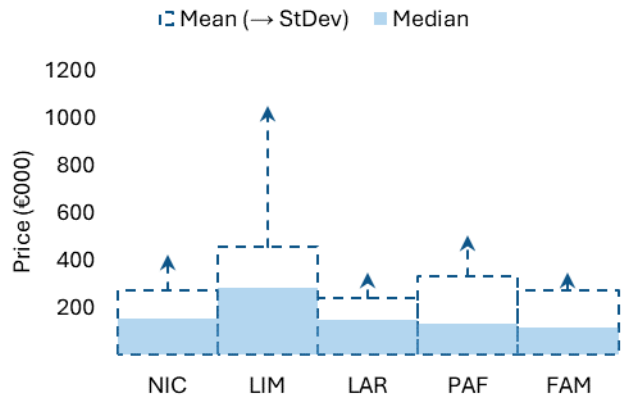
DWELLINGS MEDIAN PRICE BY YEAR/DISTRICT (€000)



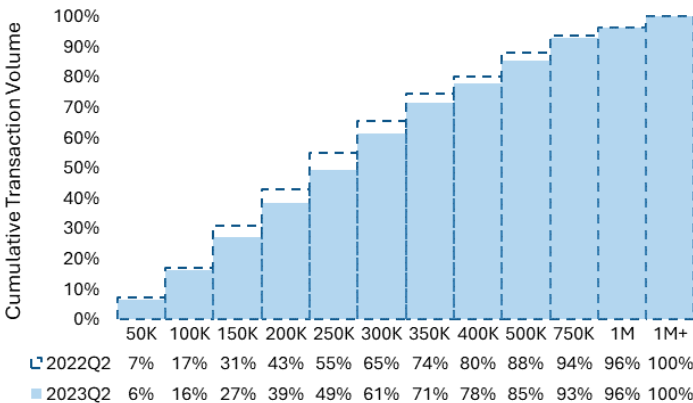
On a Pancyprian level, annual median dwelling prices are currently at their highest point since 2012. Limassol distinguish at €300K, followed by Pafos at €179K. Meanwhile, Nicosia recovered from 2012 at €160K. Larnaca and Famagusta are peaking at €150K and €165K respectively. The National Median is €190K.

Apartment prices (2023Q2) by district highlight notable disparities. The highest average prices found in Limassol, accompanied by the widest variability. Nicosia and Pafos, while showing less price fluctuation compared to Limassol, still exhibit a broad price range. Larnaca and Famagusta could be marked as the more affordable districts.

FLATS MEAN (STDEV) & MEDIAN PRICE (€000) BY DISTRICT 2023Q2



CYPRUS HOUSES PERCENTAGE CUMULATIVE PRICE (€000) DISTRIBUTION 2022Q2/2023Q2



The cumulative distribution (%) of prices could explain the decline in **house prices** recorded by the index. In 2023Q2, approximately 85% of house transactions were at up to €500K, compared to 88% in 2022Q2 (3% decrease). This reduction is observed consistently across all price clusters.



The Neapolis Property Price Index (NPPI) published by the Neapolis University of Pafos (NUP) currently monitors the prices of both new and used dwellings, including houses and apartments, throughout all districts and areas of Cyprus from 2012 onwards. The aim is to extend the analysis to include additional property types in the future, thereby offering comprehensive information about the local real estate market. The indices are calculated using transaction-based data obtained from the Department of Land and Surveys of Cyprus (DLS). Approximately the entire dataset is utilized, which undergoes a thorough process of enrichment and cleaning to enhance the accuracy and reliability of the index. Furthermore, diligent attention is paid to the structuring of the database to extract optimal results. The index is intentionally published with a time lag of 1-2 quarters due to recording delays in DLS data. The methodology employed in constructing the NPPI relies on hedonic regression which was found to be the most suitable approach for this instance, considering various property attributes, such as location, size, condition, age, and more. The development process of the NPPI is based on the research article titled "*A Proposal for a Residential Housing Price Index in Cyprus Through Analysis of Transaction-Based Data and Comparison With Existing Indices.*" (2023) authored by Stelios Apostolidis, Dr. Thomas Dimopoulos, and Dr. Martha Katafygiotou, all of whom are affiliated with the Department of Real Estate at NUP.

The enrichment of the database with additional information is credited to the team of Real Geo-Solutions Ltd.



### Index Coordinator | Contact



Stelios Apostolidis  
Lab Assistant RE Dept  
Neapolis University Pafos  
E: [s.apostolidis.1@nup.ac.cy](mailto:s.apostolidis.1@nup.ac.cy)



© The information presented in this document, copyrighted by Neapolis University Pafos in 2023, is intended for general knowledge purposes only and should not be relied upon in any manner. Although the data, analysis, and opinions in this document have been prepared with high standards, Neapolis University Pafos does not have a duty of care towards anyone with respect to the contents of this document. Furthermore, the University does not accept any responsibility or liability for any loss or harm resulting from the use, reliance on, or reference to the contents of this document. The views expressed in this document do not necessarily reflect the opinions of Neapolis University Pafos about any specific properties or projects. This document must not be altered in any way, including changing the content, removing this notice or any Neapolis University Pafos emblem, or otherwise. Reproduction of this document, in whole or in part, is prohibited without Neapolis University Pafos's prior written permission concerning the form and content in which it appears.





## Offered Programs in Real Estate

### BSc In Real Estate Valuation & Development

The Bachelor in Real Estate Valuation and Development is the first and only undergraduate program offered in the field of real estate in Cyprus and Greece. The curriculum covers all major aspects of real estate, and the program is recognized by the Cyprus Technical and Scientific Camber (ETEK). Graduates of the program are able to register as licensed valuers with ETEK and fulfil one of the requirements for applying for a real estate agent license.

### MSc in Real Estate

The MSc in Real Estate is among the few Real Estate Master program that have been accredited by RICS in the Eastern Mediterranean region. The program is tailored to the individual needs of working professionals and provides a flexible route to an advanced degree in Real Estate. It adopts a multidisciplinary approach that covers comprehensively all the important dimensions of real estate from a theoretical, analytical and practical perspective.

#### General Enquiries

T: +357 26843300

E: [info@nup.ac.cy](mailto:info@nup.ac.cy)



#### Follow us

