

OpenAthens: Institutional Access via Single Sign-On (SSO)

USER GUIDE

Library and Learning Resource Centre


TABLE OF CONTENTS

- [ACCESS TO OPENATHENS](#)
- [SELECTING AN INSTITUTION](#)
- [LOGGING IN TO OPENATHENS](#)
- [ACCESS TO DATABASES AND PUBLISHERS](#)



ACCESS TO OPENATHENS

1. From the [Library's homepage](#), locate the “OpenAthens” icon.
2. Click on the icon to continue.

Library 


Library Information
Governance
Regulations
Facilities
Personnel
Information for Librarians

Collection / Discovery Tools
Discovery Tools
Digital Collections
Print Collections

Services
HEPHAESTUS Repository
Plagiarism tool Turnitin
Circulation
Interlibrary Loan
Interlibrary Network in Greece And Cyprus
– Interlibrary Loan Network Of Hellenic And Greekcypriot Libraries
– Non-Cooperated Libraries (Off

Learning Resources

Discovery Service for Neapolis University Pafos

SEARCH 


☒ Keyword ☐ Title ☐ Author

☐ Full Text ☐ Peer Reviewed ☐ Available in Library Collection

Welcome to the website of the Library of Neapolis University Pafos. Find out about our current activities and navigate our website from the menu on the left side of your screen.

The search box above provides easy access to discovery tools. If you want to exploit the full potential of our discovery tools you are encouraged to use each one them separately.

The NUP Library provides access to information material, to full-text databases and publishers.

- [HEPHAESTUS Research Repository](#)
-  OpenAthens – [Guide OpenAthens](#)
- [The NUP Electronic Databases List \(E-resources\)](#)

you want to exploit the full potential of our discovery tools you are encouraged to use each one them separately.

The NUP Library provides access to information material, to full-text databases and publishers.


■ [HEPHAESTUS Research Repository](#)

■  OpenAthens – [Guide OpenAthens](#)

■ [The NUP Electronic Databases List \(E-resources\)](#)

SELECTING AN INSTITUTION

On the login page, select “Find your institution.”



Sign in with an OpenAthens account

Username

Password

Show

Sign in

[Forgotten password?](#)


or

[Find your institution](#)

[Manage cookie preferences](#)

[Privacy](#)

Powered by

 OpenAthens

Sign in

[Forgotten password?](#)

or

[Find your institution](#)

SELECTING AN INSTITUTION

1. In the search field, type **Neapolis University Pafos**.
2. Select the corresponding result (see image below).

Find your institution

Your university, organization or library

Institution name

Neapolis | 1

1 institution found

NU [Neapolis University Pafos](#) 2

or

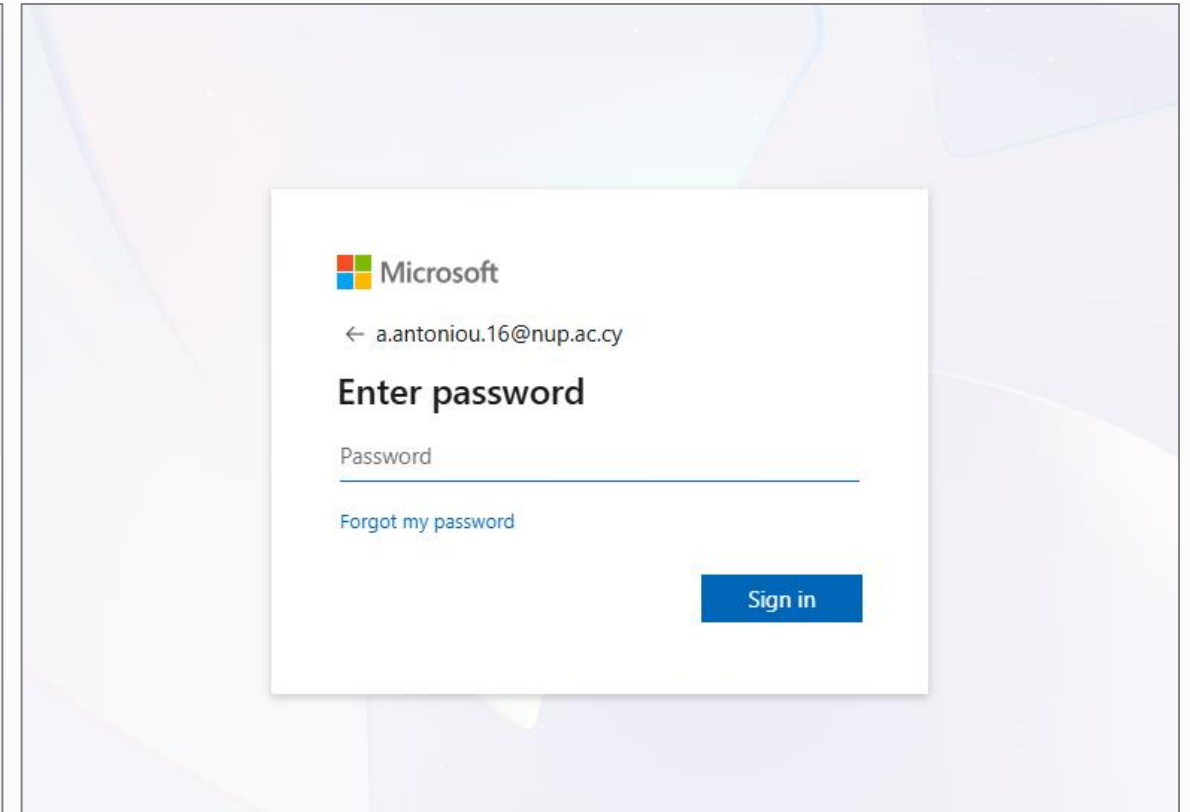
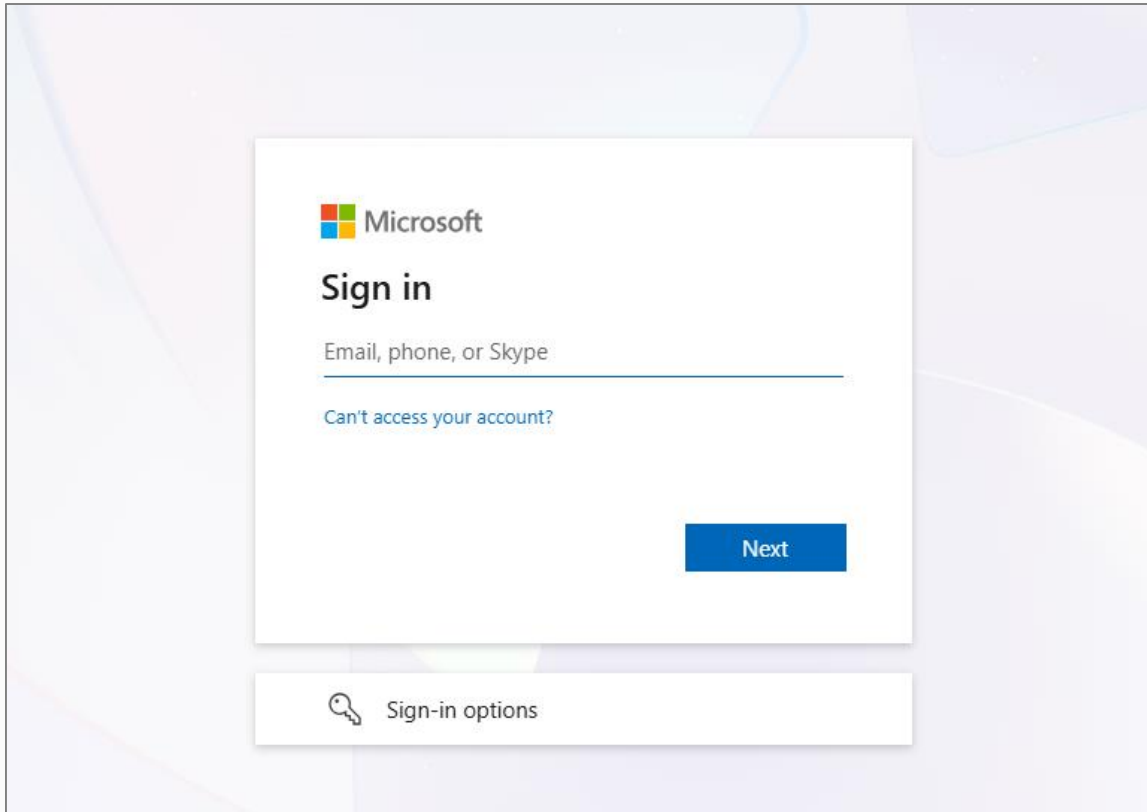
[Sign in with an OpenAthens account](#)

[Manage cookie preferences](#) [Privacy](#)

Powered by  OpenAthens


LOGGING IN TO OPENATHENS


1. Log in using:
 - your university email (e.g., xxxxxx@nup.ac.cy) and
 - the password you use for Moodle and your university email (see image below).
2. After successfully logging in, you will be redirected to the OpenAthens page.





LOGGING IN TO OPENATHENS

The MyAthens platform displays all the databases, publishers, and other resources subscribed to by the Neapolis University Library, with links directing you to the corresponding websites.

 MyAthens


Neapolis University Pafos


 Research zone


 Account


Discover 26 resources

Search the list of resources

AllA B C D E F G H I
J K L M N O P Q R S T
U V W XYZ #

Favourites 

[Aranzadi Digital And Legalteca](#) 

[Bureau Van Dijk](#) 
A Moody's Analytics company, providing our customers with the best

Contact my institution

Christos Panage
lib@nup.ac.cy
0035726843322
<https://www.nup.ac.cy/learning-resources/>

ACCESS TO DATABASES AND PUBLISHERS

After logging in to the MyAthens platform, the page presents the following options and features:

1. **Resource Search:** Type the name of a database, publisher, or other digital resource for quick access.
2. **Filter by Initial Letter:** Click a letter (A–Z) or “All” to display resources that start with the selected letter.
3. **Favorites:** Πατήστε το εικονίδιο καρδιάς δίπλα σε κάθε πόρο για να τον προσθέσετε στα Αγαπημένα σας και να τον βρίσκετε πιο γρήγορα στο μέλλον.
4. **Resource List:** Includes all available databases and publishers with a brief description and a link to the corresponding website.
5. **Institution Contact Details:** Provides the name of the contact person, email, phone number, and a link to the Learning Resources page.
6. **Left-hand Column Navigation:**
 - **Research zone:** Return to the main resource list.
 - **Account:** View your MyAthens account information.

The screenshot displays the MyAthens platform interface. On the left is a dark sidebar with the Neapolis University Pafos logo and navigation links for 'Research zone' and 'Account'. The main content area is titled 'Discover 26 resources' and features a search bar. Below the search bar is a grid of letter buttons (A-Z and 'All') for filtering resources. A list of resources is shown, including 'Aranzadi Digital And Legalteca', 'Bureau Van Dijk', 'Bureau van Dijk - FAME', 'Bureau van Dijk - ORBIS', and 'Cambridge Core'. Each resource entry includes a title, a brief description, and a 'SHOW MORE' link. On the right side, there is a 'Contact my institution' section with contact details for Christos Panage, including email, phone number, and a link to the learning resources page.



FOR MORE INFORMATION ASK YOUR LIBRARIAN!

Neapolis University Pafos

Library and Learning Resource Centre

2 Danais Avenue,
8042 Pafos, Cyprus

+357 26 843 313 | lib@nup.ac.cy

